			Title		
			System Interface Specification (PE500-1008H)		
	RESPONSIBLE	DATE	SIZE	DOCUMENT NO.	REV
AUTHORS			A4	P300-5067	00
USER					
RELEASE			MANUAL CHANGE PROHIBITED		SHEET 1 OF 4

# *System Interface Specification*


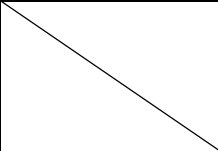

**PE500-1008H, 44.4kWh**

## Enertech International, Inc.

269, Chungjuhosu-ro, Chungju-si, Chungcheongbuk-do, Korea

TEL: 82-43-850-1803 FAX: 82-43-855-9172

<http://www.enertechint.com>

<b>Enertech International, Inc.</b>	<b>Issued</b>	<b>Checked</b>	<b>Approved</b>
			

**CONFIDENTIAL / SENSITIVE INFORMATION**

Note: This document and any attachments may be proprietary, privileged and confidential, or otherwise protected from disclosure. If the reader of this document is not the intended recipient, or an employee or agent responsible for delivering this document to the intended recipient, you are hereby notified that you are not authorized to read, print, retain or copy this document or any part of it, and that any dissemination or distribution of this message is strictly prohibited. If you have received this document in error, please notify the person who delivered it immediately and destroy all copies of this document.

TITLE	SIZE	DOCUMENT NO.	REV
System Interface Specification (PE500-1008H)	A4	P300-5067	00
	MANUAL CHANGE PROHIBITED		SHEET 2 OF 4

# 1. Battery System Parameters

Specific parameters for the battery system blocks are detailed in the chart below

Parameter	Units	Specification	Note
Cell	Ah	25	SPB58253172V3
Series	n/a	240	One battery pack
Parallel	n/a	2	One battery pack
<b>Cell Voltage</b>			
Max	V	4.2	At 100% SOC
Nom	V	3.7	At 50% SOC
Min	V	2.7	At 0% SOC
<b>Cell Capacity</b>			
Rated	Ah	25	From cell specification
<b>Battery Configuration</b>			
Cell Modules	Modules	20	Each cell module contains 24 cells (12s2p)
<b>Battery Capacity (BOL)</b>			
Theoretical	Ah	50	Calculated based on cell capacity
Rated	Ah	-	Estimated when C/3 rate is used to determine capacity; current taper applied at end of charge
<b>Battery Capacity (EOL)</b>			
Theoretical	Ah	35	Estimated at 70%
<b>Battery Voltage</b>			
Max	V	1008	Determined at maximum cell voltage
Nom	V	888	Determined at nominal cell voltage
Min	V	648	Determined at minimum cell voltage
<b>Battery Energy</b>			
Theoretical	kWh	44.4	Calculated value based on theoretical system capacity
Rated	kWh	-	Calculated value based on rated system capacity
Usable (typical)	kWh	26.64	Estimated energy between 20% and 80% SOC, de-rated specific to system application
Usable (max)	kWh	36.4	Estimated energy between 8% and 90% SOC, de-rated specific to system application
<b>Battery Discharge Power</b>			
Continuous	kW	14.7	At nominal system voltage (16.6A*888V)
Max	kW	133.2	At nominal system voltage (150A*888V)
Peak	kW	-	At nominal system voltage (system/cell peak, duration less than 10s)
<b>Battery Charge Power</b>			
Continuous	kW	14.7	At nominal system voltage (16.6A*888V)

TITLE	SIZE	DOCUMENT NO.	REV
System Interface Specification (PE500-1008H)	A4	P300-5067	00
	MANUAL CHANGE PROHIBITED		SHEET 3 OF 4

Parameter	Units	Specification	Note
Max	kW	88.8	At nominal system voltage (100A*888V)
Peak	kW	-	At nominal system voltage (system/cell peak, duration less than 1s)
<b>Battery Discharge Current</b>			
Continuous	A	16.6	Continuous between 20% and 100% SOC, specific to system application
Max	A	150	Continuous between 20% and 100% SOC (system maximum continuous)
Peak	A	-	Between 20% and 100% SOC (system/cell maximum surge, duration less than 1s)
<b>Battery Charge Current</b>			
Continuous	A	16.6	Continuous between 0% and 80% SOC, specific to system application
Max	A	100	Continuous between 0% and 80% SOC (system maximum continuous)
Peak	A	-	Between 0% and 80% SOC (system/cell maximum surge, duration less than 10s)
Mass	kg	450	Approximate calculated value
Battery Shelf Life	years	5	Continuous between 20% and 80% SOC
Cell Balancing	Type	Dissipative	BMS Temperature Diagnostics
Thermal Management	Type	Limit Controlled	BMS Current Limited above normal cell operating temperature
<b>Operating Temperature/Humidity</b>			
Max	% RH	85	Range (cell min/max)
Min	% RH	45	Range (cell min/max)
Max	Degrees °C	55	Zero Current Limited Above Max Operating Temp
Min(Discharge)	Degrees °C	(-)20	Zero Current Limited Below Min Operating Temp
Min(Charge)	Degrees °C	0	Zero Current Limited Below Min Operating Temp
Storage Temperature	Degrees °C	(-)20 to 25 <1year	Range (cell min/max)
Pre-Charge	Type	Internal	HV Load Capacitance protection
GFD	n/a	Enabled	BMS Isolated Diagnostics
EPO	n/a	Enabled	Emergency Power OFF (interlock)

**Table 1 Product Technical Specifications**

TITLE	SIZE	DOCUMENT NO.	REV
System Interface Specification (PE500-1008H)	A4	P300-5067	00
	MANUAL CHANGE PROHIBITED		SHEET 4 OF 4

## 2. Mechanical Drawings



Parameter	Unit	Value
X Dimension	mm	1206
Y Dimension	mm	1147
Z Dimension	mm	403
Mass	kg	450
Volume	liter	192




Figure 1 Pack Outline Drawing