

			Title		
			System Interface Specification (PS026-605P)		
	RESPONSIBLE	DATE	SIZE	DOCUMENT NO.	REV
AUTHORS			A4	P400-5024	00
USER					
RELEASE					
MANUAL CHANGE PROHIBITED				SHEET 1 OF 4	

System Interface Specification

PS026-605P, 26.0kWh ESS with PCS

Enertech International, Inc.

269, Chungjuhosu-ro, Chungju-si, Chungcheongbuk-do, Korea
 TEL: 82-43-850-1803 FAX: 82-43-855-9172
<http://www.enertechint.com>

	Issued	Checked	Approved
Enertech International, Inc.		/	

TITLE	SIZE	DOCUMENT NO.	REV
System Interface Specification (PS026-605P)	A4	P400-5024	00
	MANUAL CHANGE PROHIBITED		SHEET 2 OF 4

1. Battery System Parameters

Specific parameters for the battery system blocks are detailed in the chart below

Parameter	Units	Specification	Note
Cell	Ah	25	SPB58253172V3
Series		144	One battery rack
Parallel		2	One battery rack
Battery Configuration			
Cell Modules	Modules	12	Each cell module contains 24 cells (12s2p)
Battery Capacity (BOL)			
Rated	Ah	50	Calculated based on cell capacity
Battery Capacity (EOL)			
Rated	Ah	35	Estimated at 70%
Battery Voltage			
Max	V	604.8	Determined at maximum cell voltage
Nom	V	532.8	Determined at nominal cell voltage
Min	V	388.8	Determined at minimum cell voltage
Battery Energy			
Rated	kWh	26.6	Calculated value based on theoretical system capacity
Battery Discharge Power			
Standard	kW	8	At nominal system voltage (15A*532.8V)
Max	kW	26.6	At nominal system voltage (50A*532.8V)
Battery Charge Power			
Standard	kW	8	At nominal system voltage (15A*532.8V)
Max	kW	26.6	At nominal system voltage (50A*532.8V)
Battery Discharge Current			
Standard	A	15	Continuous between 20% and 100% SOC
Max	A	50	Continuous between 20% and 100% SOC
Battery Charge Current			
Standard	A	15	Continuous between 0% and 80% SOC
Max	A	50	Continuous between 0% and 80% SOC
Miscellaneous			
Mass	kg	553	Approximate calculated value
Battery Shelf Life	years	5	Continuous between 20% and 80% SOC
Operating Temperature/Humidity			
Max	% RH	85	Range (cell min/max)
Min	% RH	45	Range (cell min/max)
Max	Degrees °C	55	Zero Current Limited Above Max Operating Temp
Min(Discharge)	Degrees °C	(-)20	Zero Current Limited Below Min Operating Temp
Min(Charge)	Degrees °C	0	Zero Current Limited Below Min Operating Temp
Storage Temperature	Degrees °C	(-)20 to 25 <1year	Range (cell min/max)
System input			
Input AC voltage		380Vac, 3Ø4W, 60Hz	Within 10% of voltage fluctuation rate

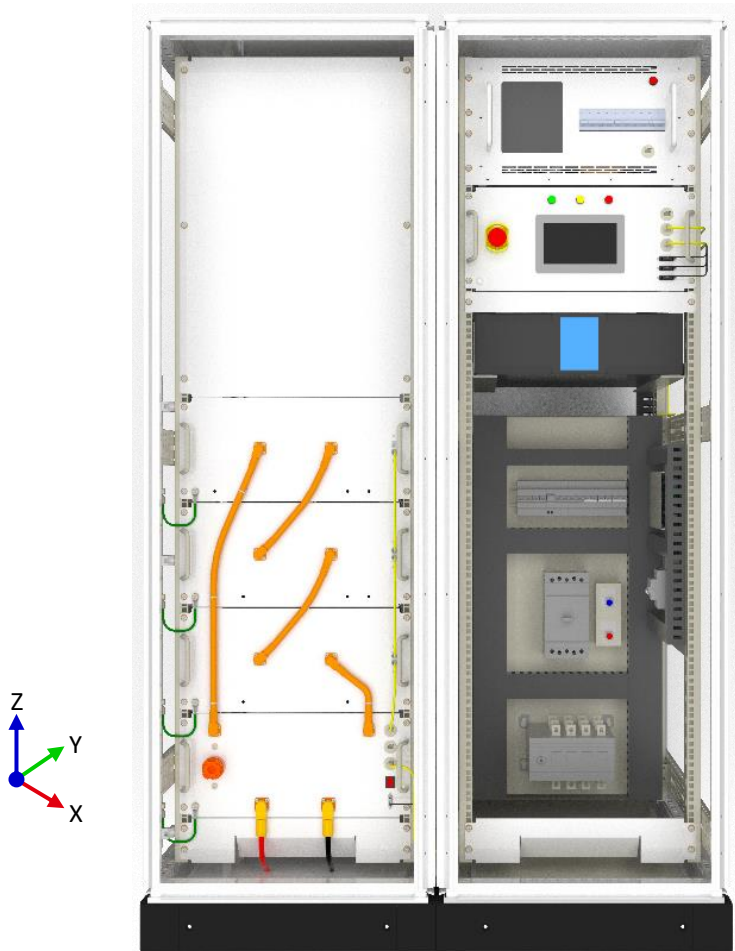
TITLE	SIZE	DOCUMENT NO.	REV
System Interface Specification (PS026-605P)	A4	P400-5024	00
	MANUAL CHANGE PROHIBITED		SHEET 3 OF 4

Parameter	Units	Specification	Note
Charging power	kW	10	Max
Charging voltage	Vdc	604.8	Adjustable within limit
Max Charging current	A	30	Adjustable within limit
System output			
Output AC voltage		380Vac, 3Ø4W, 60Hz 220Vac(For each R,S,T)	Within 10% of voltage fluctuation rate
Output power	kW	10	Max
Efficiency	%	>95	
Transfer time	ms	< 10	At blackout
Miscellaneous			
Application		UPS	
Interface	protocol	RS485	RS485 communication with external device
Enclosure	Type	Rack	19" standard rack
IP		N/A	Need additional outdoor rack

Table 1 Product Technical Specifications

TITLE	SIZE	DOCUMENT NO.	REV
System Interface Specification (PS026-605P)	A4	P400-5024	00
	MANUAL CHANGE PROHIBITED		SHEET 4 OF 4

2. Mechanical Drawings



Parameter	Unit	Value
X Dimension	mm	1,200
Y Dimension	mm	1,200
Z Dimension	mm	1,900
Mass	kg	553

Figure 1 Pack Outline Drawing