

			Title		
			System Interface Specification (PS320-907)		
	RESPONSIBLE	DATE	SIZE	DOCUMENT NO.	REV
AUTHORS			A4	P400-5059	00
USER					
RELEASE					
MANUAL CHANGE PROHIBITED				SHEET 1 OF 4	

System Interface Specification

PS320-907, 320.0kWh Battery System

Enertech International, Inc.

269, Chungjuhosu-ro, Chungju-si, Chungcheongbuk-do, Korea
 TEL: 82-43-850-1803 FAX: 82-43-855-9172
<http://www.enertechint.com>

	Issued	Checked	Approved
Enertech International, Inc.		/	

TITLE	SIZE	DOCUMENT NO.	REV
System Interface Specification (PS320-907)	A4	P400-5059	00
	MANUAL CHANGE PROHIBITED		SHEET 2 OF 4

1. Battery System Parameters

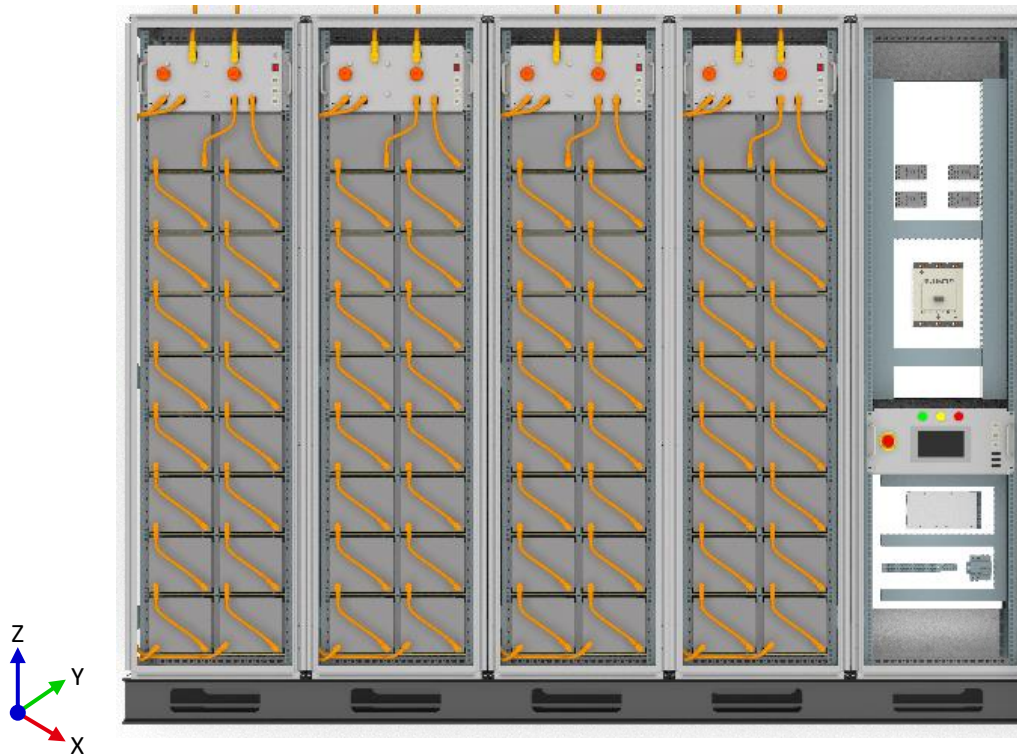
Specific parameters for the battery system blocks are detailed in the chart below

Parameter	Units	Specification	Note
Cell	Ah	25	SPB58253172V3
Series		216	four battery racks
Parallel		16	four battery racks
Battery Configuration			
Cell Modules	Modules	144	Each cell module contains 24 cells (12s2p)
Battery Capacity (BOL)			
Rated	Ah	400	Calculated based on cell capacity
Battery Capacity (EOL)			
Rated	Ah	70	Estimated at 70%
Battery Voltage			
Max	V	907.2	Determined at maximum cell voltage
Nom	V	799.2	Determined at nominal cell voltage
Min	V	583.2	Determined at minimum cell voltage
Battery Energy			
Rated	kWh	320	Calculated value based on theoretical system capacity
Battery Discharge Power			
Standard	kW	95.9	At nominal system voltage (120A*799.2V)
Max	kW	320	At nominal system voltage (400A*799.2V)
Battery Charge Power			
Standard	kW	95.9	At nominal system voltage (120A*799.2V)
Max	kW	320	At nominal system voltage (400A*799.2V)
Battery Discharge Current			
Standard	A	120	Continuous between 20% and 100% SOC
Max	A	400	Continuous between 20% and 100% SOC
Battery Charge Current			
Standard	A	120	Continuous between 0% and 80% SOC
Max	A	400	Continuous between 0% and 80% SOC
Miscellaneous			
Mass	kg	3,220	Approximate calculated value
Battery Shelf Life	years	5	Continuous between 20% and 80% SOC
Operating Temperature/Humidity			
Max	% RH	85	Range (cell min/max)
Min	% RH	45	Range (cell min/max)
Max	Degrees °C	55	Zero Current Limited Above Max Operating Temp
Min(Discharge)	Degrees °C	(-)20	Zero Current Limited Below Min Operating Temp
Min(Charge)	Degrees °C	0	Zero Current Limited Below Min Operating Temp
Storage Temperature	Degrees °C	(-)20 to 25 <1year	Range (cell min/max)

Table 1 Product Technical Specifications

TITLE	SIZE	DOCUMENT NO.	REV
System Interface Specification (PS320-907)	A4	P400-5059	00
	MANUAL CHANGE PROHIBITED		SHEET 3 OF 4

2. Mechanical Drawings



Parameter	Unit	Value
X Dimension	mm	4,000
Y Dimension	mm	800
Z Dimension	mm	2,200
Mass	kg	3,220

Figure 1 Pack Outline Drawing